

FORTUNE 500 HEADQUARTERS

SPOT Professional Sports Teams

SPOT 4TH LARGEST U.S. REGION

AMERICA'S SWEET **2024** Business Expansion RELOCATIONS

PROFILE Most Diverse Economy in TX #1 FASTEST GROWING REGION IN U.S. RAPIDLY GROWING

MUSEUMS **NORTH TEXAS**

Growth DIVERSITY IN INDUSTRY Major Colleges and Universities

MASSIVE LABOR FORCE DIRECT INTERNATIONAL PARKS AND RECREATION FLIGHTS

ARTS AND CULTURE HIGH QUALITY OF LIFE
13 COUNTIES | 150+ CITIES | 9,000 SQ. MILES

4TH LARGEST REGION IN THE U.S.

NORTH TEXAS GROWS BY

**1 PERSON
EVERY 3.3 MINUTES**

18 PEOPLE AN HOUR | 429 PEOPLE A DAY | 3,015 A WEEK

13 COUNTIES

9000 SQUARE MILES

150+ CITIES

7.7 MILLION PEOPLE

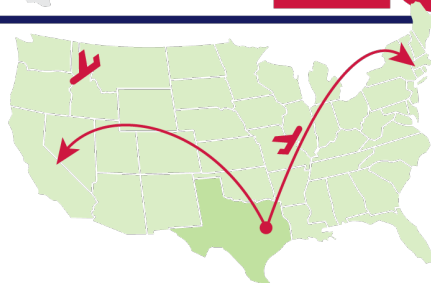
IF NORTH TEXAS WERE A STATE, WE'D BE

13TH IN GDP
BETWEEN MASSACHUSETTS (12)
AND VIRGINIA (14)

IF NORTH TEXAS WERE A COUNTRY, WE'D BE

23RD IN GDP
BETWEEN SWEDEN (22)
AND POLAND (24)

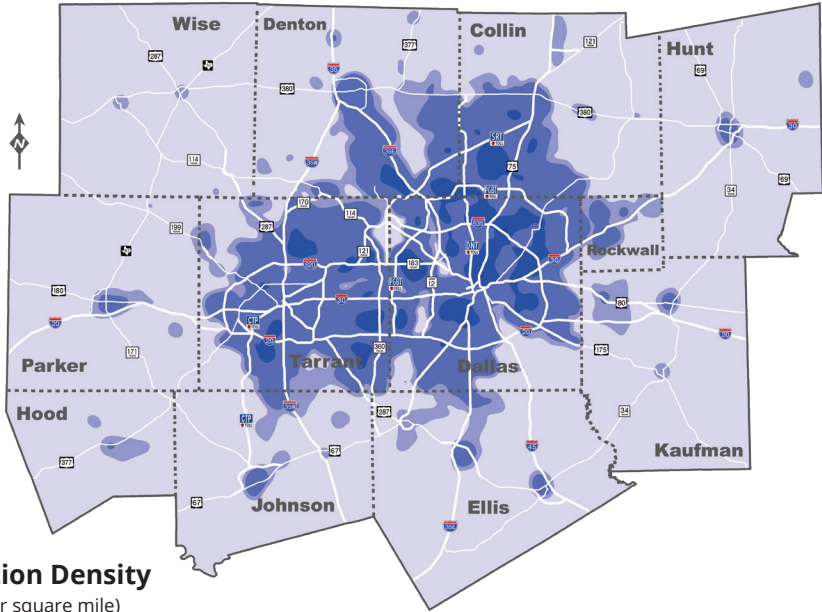
**4 HOURS
FLYING**



**FROM EITHER
COAST**

The Breakdown

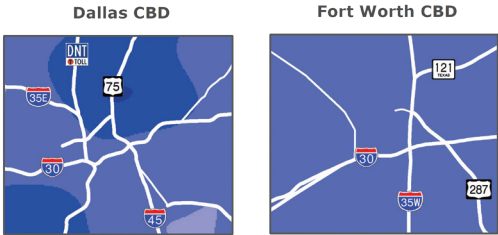
POPULATION DENSITY



Population Density
(Persons per square mile)

- < 500
- 500 – 1,000
- 1,001 – 5,000
- 5,001 – 10,000
- > 10,000

Source: 2023 North Central Texas Council of Governments Demographic Forecast



LARGEST CITIES

No.	City	Population
1	Dallas	1,326,278
2	Fort Worth	974,845
3	Arlington	405,419
4	Plano	292,065
5	Irving	263,719
6	Garland	248,822
7	Frisco	225,072
8	McKinney	209,626
9	Grand Prairie	204,972
10	Mesquite	154,042
11	Denton	149,508
12	Carrollton	135,800
13	Lewisville	134,241
14	Richardson	122,615
15	Allen	105,900
16	Mansfield	82,285
17	Flower Mound	79,928
18	North Richland Hills	72,587
19	Rowlett	66,212
20	Euless	61,543

Source: 2020 U.S. Census Bureau Estimates

NORTH TEXAS POPULATION GROWTH ESTIMATES

10,001,371
2030

12,890,587
2040

16,768,007
2050



Education Level for North Texas Workforce

40.3%

of the 25-and-over population in the Dallas-Fort Worth-Arlington metro area has a bachelor's degree or higher



High School Diploma or Equivalent



Some College or Associate Degree



Bachelor's Degree




Post-Graduate Degree

Source: U.S. Census Bureau (2022)

Diversity in Industry

MAJOR INDUSTRIES IN NORTH TEXAS



\$596.2 Billion
North Texas GDP



30%
of the
State's GDP

Most Diverse
Economy in Texas



15
Cities
Population
Over 100K



#1 Fastest Growing
Region in the U.S.

3.18%
Job Growth Rate
Outpaces the Nation's 2.01%



5th Largest
Economy by GDP in the U.S.

HEALTH CARE




**6 Nobel
Laureates**

2nd Largest
Industry Sector
in North Texas




\$52 Billion
Gross Medical Services



15%
of the North Texas Economy



8 Hospitals
with Level 1
Trauma Facilities



ENERGY



17,000
Permanent Jobs




7
Fortune 1,000
Companies
in Energy

Atmos Energy
Energy Transfer Equity
EnLink Midstream
HollyFrontier
Pioneer Natural Resources
Range Resources
Vista Energy



Only State
with an
Independent Power Grid

AVIATION



**625 Companies in
Aerospace &
Defense in NTX**
32% of Texas' AAD Companies

DFW International Airport
World's 4th Busiest Airport
for Passengers
World's 3rd Busiest Airport
for Operations

**7 Runways
5 Terminals
171 Gates**
DFW International Airport

81 Million
Annual Passengers at
DFW International Airport
*Pre-Pandemic Level

**Largest Airline by
Passengers and
Market Share**
American Airlines

**Home to the World's
1st Industrial Airport**
Alliance Airport

Diversity in Industry

FINANCIAL & REAL ESTATE

370,700

Financial Labor Force

3 of Top 10

Largest Banks in Texas
Comerica, Independent Bank,
& Texas Capital Bank



The Fed

Dallas is Home to the 11th District
Federal Reserve Bank Headquarters



85,796 Jobs

in North Texas Real Estate



17%

North Texas Economic
Output is Real Estate



286 Million

Square Feet of Rentable
Office Space

MANUFACTURING



\$55.2 Billion

Manufacturing GDP for
North Texas

Texas accounted for

22.1%

(first in the Nation) of total
U.S. export trade dollar value
for chemical manufacturing
in 2022.

LOGISTICS



\$25.5 Billion

Transportation & Warehousing
GDP for North Texas

Tower 55

is the Busiest Railroad
Intersection West of the
Mississippi River, handling
more than 100 trains per day.



10,539 Miles

of Rail in Texas,
Largest in the U.S.



984,805 Tons

of Air Cargo Annually Through
DFW International Airport

HIGH TECH



50%

of Texas' High Tech Jobs
Houston #2, Austin #3



200,000+

High Tech Jobs in North Texas



5th

Highest Concentration
of Tech Workers in the U.S.



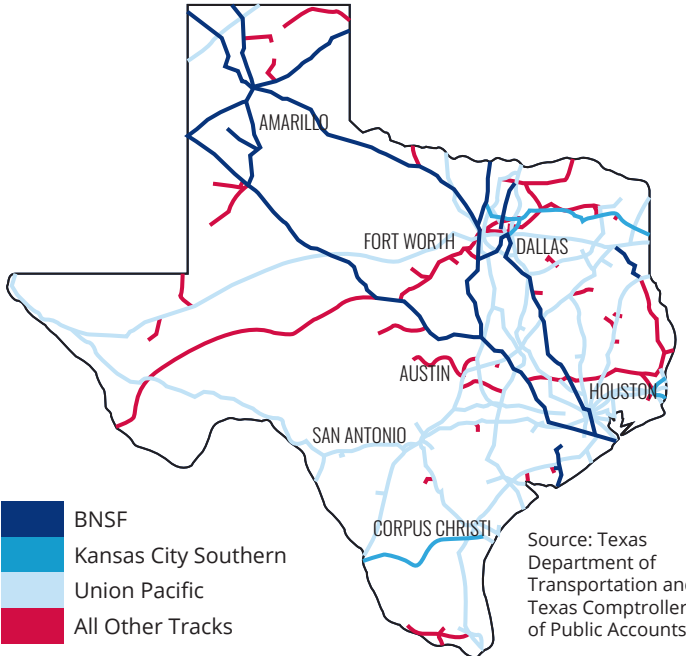
Home to the

U.S. Patent &
Trademark Office

for the Texas Region

244

Coworking, Incubators
& Accelerators, and
Innovation Centers



Map

MAJOR COLLEGES AND UNIVERSITIES

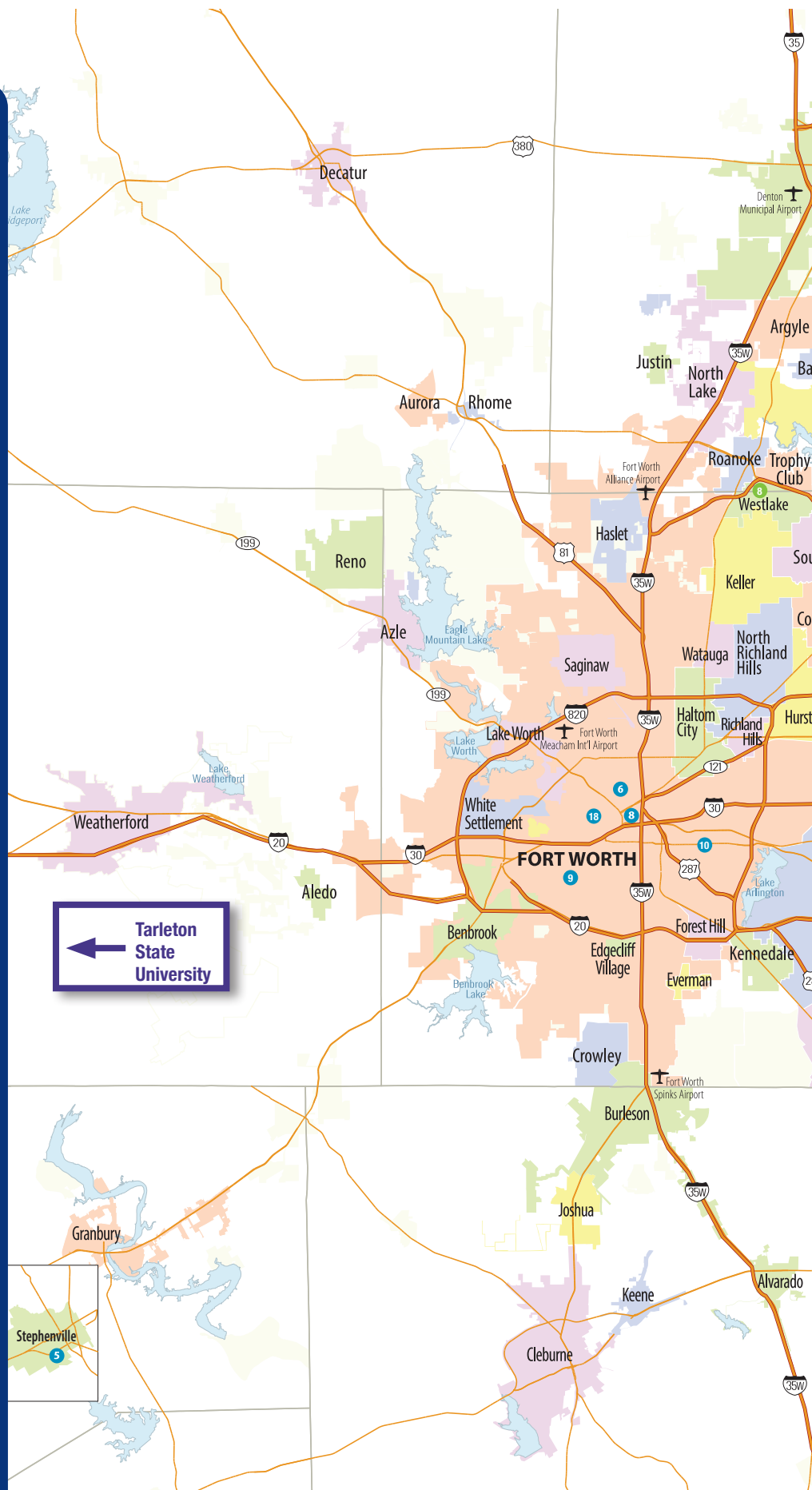
- 1 Collin College*
- 2 Dallas Baptist University
- 3 Dallas College*
- 4 Southern Methodist University
- 5 Tarleton State University
- 6 Tarrant County College*
- 7 Texas A&M University-Commerce
- 8 Texas A&M University School of Law
- 9 Texas Christian University
- 10 Texas Wesleyan University
- 11 Texas Woman's University
- 12 The University of Texas at Arlington
- 13 The University of Texas at Dallas
- 14 The University of Texas Southwestern Medical Center
- 15 University of Dallas
- 16 University of North Texas
- 17 University of North Texas at Dallas
- 18 University of North Texas Health Science Center

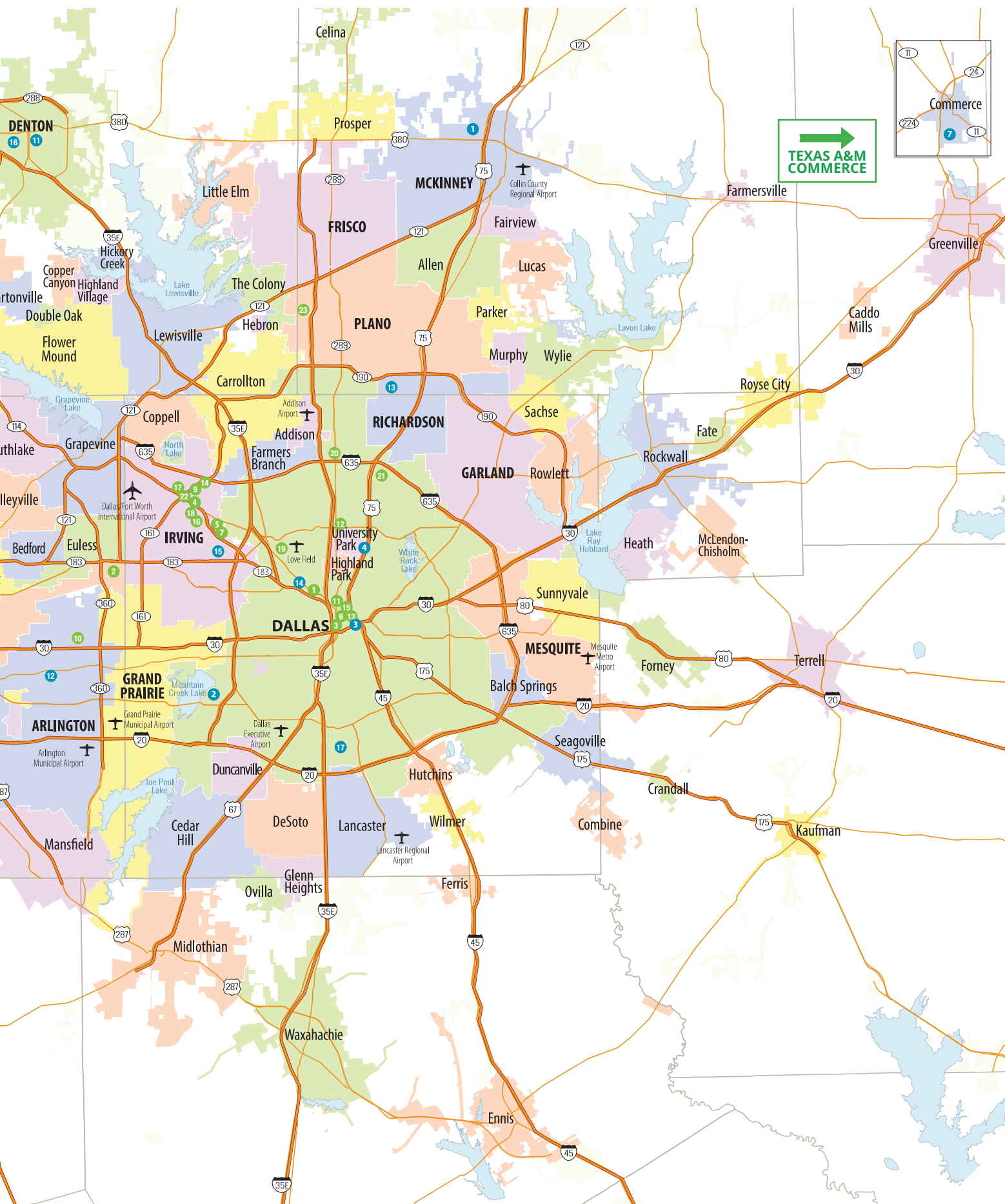
*Denotes main campus

FORTUNE 500 HEADQUARTERS*

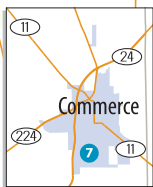
- 1 AECOM
- 2 American Airlines Group
- 3 AT&T
- 4 Builders FirstSource
- 5 Caterpillar
- 6 CBRE Group
- 7 Celanese
- 8 Charles Schwab
- 9 Commercial Metals
- 10 D.R. Horton
- 11 HF Sinclair
- 12 Energy Transfer
- 13 EnLink Midstream
- 14 Fluor
- 15 Jacobs Solutions
- 16 Kimberly-Clark
- 17 McKesson
- 18 Pioneer Natural Resources
- 19 Southwest Airlines
- 20 Tenet Healthcare
- 21 Texas Instruments
- 22 Vistra
- 23 Yum China Holdings

*2023 Fortune 500 list. Listed in alphabetical order.





→
TEXAS A&M
COMMERCE



NORTH TEXAS Business

FORTUNE 500 COMPANIES IN NORTH TEXAS

No.	Company	City	Revenue (Millions)
9	McKesson	Irving	\$263,966
30	AT&T	Dallas	\$120,741
43	Energy Transfer	Dallas	\$89,876
68	Caterpillar	Irving	\$59,427
89	American Airlines Group	Fort Worth	\$48,971
107	HF Sinclair	Dallas	\$38,205
120	D.R. Horton	Arlington	\$33,480
135	CBRE Group	Dallas	\$30,828
164	Pioneer Natural Resources	Irving	\$24,294
165	Southwest Airlines	Dallas	\$23,814
172	Builders FirstSource	Dallas	\$22,726
175	Charles Schwab	Westlake	\$22,307
199	Kimberly-Clark	Irving	\$20,175
200	Texas Instruments	Dallas	\$20,028
215	Tenet Healthcare	Dallas	\$19,174
277	Jacobs Solutions	Dallas	\$14,923
303	Fluor	Irving	\$13,744
304	Vistra	Irving	\$13,728
310	AECOM	Dallas	\$13,496
396	Celanese	Irving	\$9,673
405	Yum China Holdings	Plano	\$9,569
406	EnLink Midstream	Dallas	\$9,542
428	Commercial Metals	Irving	\$8,914

Source: Fortune 2023

NORTH TEXAS
RANKS AMONG THE

TOP 3

U.S. METRO AREAS

FOR BUSINESS EXPANSION,
RELOCATIONS
& EMPLOYMENT GROWTH

OVER

**\$1
TRILLION**

TOTAL REVENUE

FROM NORTH TEXAS
FORTUNE 500 COMPANIES

LARGEST U.S. METROPOLITAN AREAS

No.	Metro Area	Population	GDP	Labor Force	Fortune 500
1	New York-Newark-Jersey City	20,140,470	\$1,809,323,397,000	9,645,357	62
2	Los Angeles-Long Beach-Anaheim	13,200,998	\$1,007,037,066,000	6,677,579	11
3	Chicago-Naperville-Elgin	9,618,502	\$692,988,237,000	4,802,282	35
4	Dallas-Fort Worth-Arlington	7,708,190	\$534,807,251,000	4,138,885	23
5	Houston-The Woodlands	7,122,240	\$488,164,627,000	3,480,007	24
6	Washington D.C.-Arlington-Alexandria	6,385,162	\$561,027,941,000	3,371,864	16
7	Philadelphia-Camden-Wilmington	6,245,051	\$439,055,118,000	3,055,401	13
8	Miami-Fort Lauderdale	6,138,333	\$365,051,489,000	3,161,958	10
9	Atlanta-Sandy Springs-Roswell	6,089,815	\$425,443,807,000	3,145,423	17
10	Boston-Cambridge-Newton	4,941,632	\$480,307,073,000	2,787,455	15

Source: U.S. Census Bureau 2020 Population Estimates, Fortune 2023

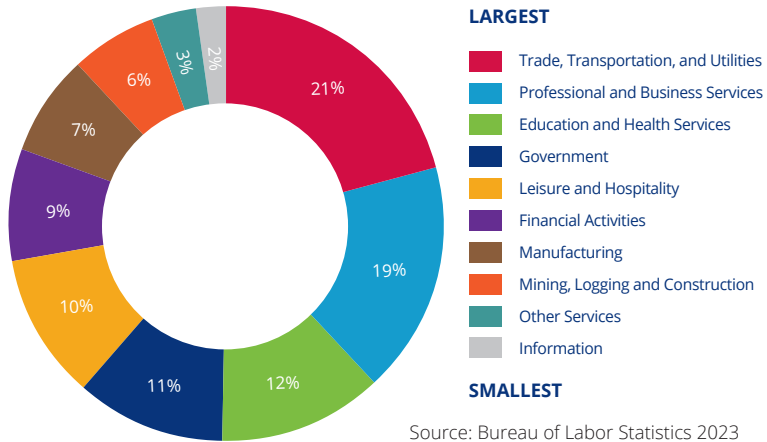
NORTH TEXAS Labor & Trade

THE NORTH TEXAS LABOR FORCE IS OVER 4 MILLION STRONG

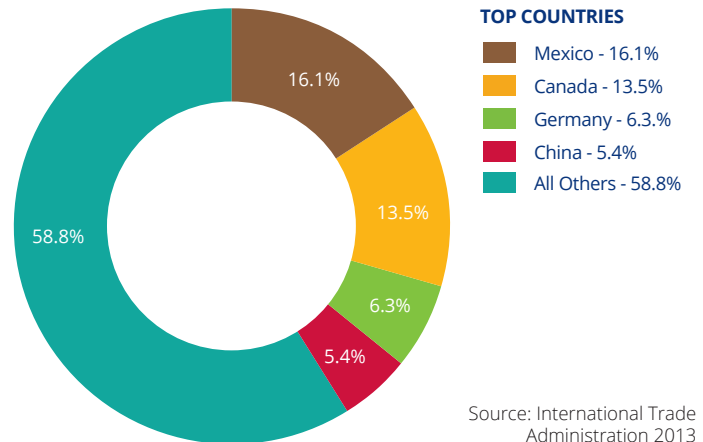
8TH LARGEST EXPORT MARKET IN THE U.S.

\$19.6B IN TOTAL MERCHANDISE EXPORTS

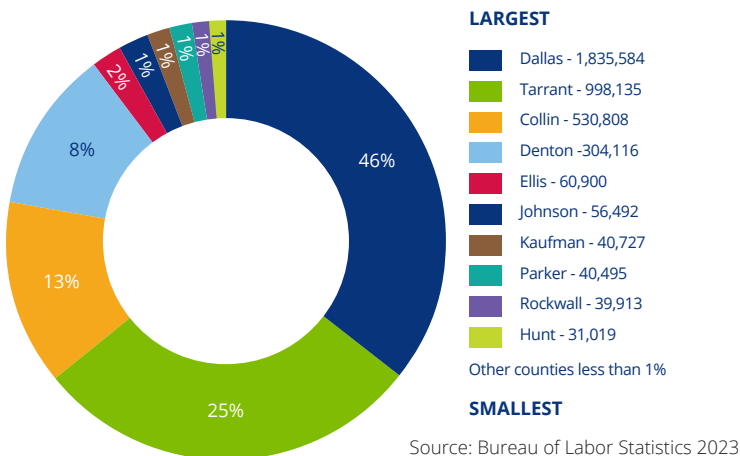
NORTH TEXAS LABOR FORCE BY INDUSTRY



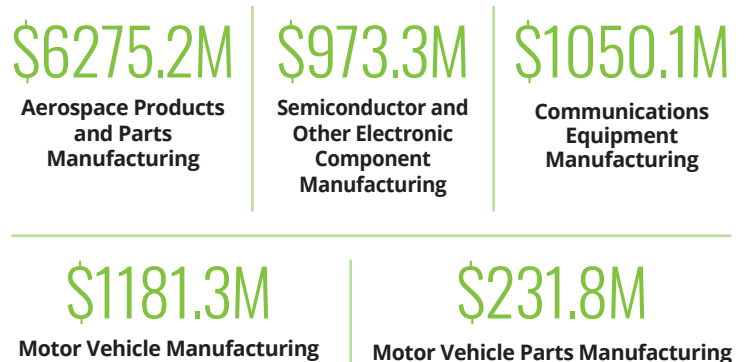
NORTH TEXAS EXPORTS | TOP TRADE AGREEMENT RECEIVERS



NORTH TEXAS LABOR FORCE BY COUNTY



NORTH TEXAS EXPORTS | TOP INDUSTRIES



FOREIGN TRADE ZONES IN NORTH TEXAS

FTZ. NO. 39
DALLAS/FORT WORTH

Grantee/Operator:
DFW International Airport Board
P.O. Drawer 619428
DFW Airport, TX 75261
(972) 973-4649

FTZ. NO. 113
ELLIS COUNTY

Grantee/Operator:
Ellis County Trade Zone Corporation
P.O. Box 788
Midlothian, TX 76065
(972) 723-5522

FTZ. NO. 168
DALLAS/FORT WORTH

Grantee:
Metroplex International Trade Development Corp.
Operator:
Foreign Trade Zone Operating Co. of Texas
P.O. Box 613307, Dallas, TX 75261
(972) 929-7220 x225
Fax (972) 929-7228

FTZ. NO. 196
FORT WORTH

Grantee:
Alliance Corridor, Inc.
9800 Hillwood Parkway
Suite 300
Fort Worth, TX 76177
(817) 224-6011

Quality of Life

Education



33 Colleges
And Universities

113 School Districts

58 Public
Charter Schools

10 Largest Universities in North Texas

University of North Texas	46,751
The University of Texas at Arlington	41,376
The University of Texas at Dallas	30,846
Texas Woman's University	15,180
Tarleton State University	14,556
Texas Christian University	12,731
Texas A&M University-Commerce	12,094
Southern Methodist University	11,835
Dallas Baptist University	4,201
University of North Texas at Dallas	3,798

North Texas Community Colleges

Dallas College	61,541
Tarrant County College District	41,727
Collin County Community College District	36,380
North Central Texas Community College District	7,497

Source: Education Service Centers Regions 10 & 11

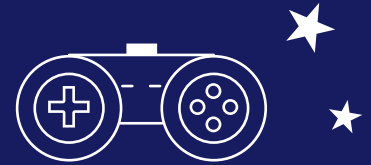
Non-Profits



North Texas is home to
29%
of the state's non-profits
(the most in the state)



16 Professional Sports & E-Sports Teams



DALLAS COWBOYS
National Football
League



DALLAS MAVERICKS
National Basketball
Association



DALLAS STARS
National Hockey League



FC DALLAS
Major League Soccer



TEXAS RANGERS
Major League Baseball

ALLEN AMERICANS
ECHL

DALLAS FUEL
Overwatch League

DALLAS RATTLERS
Professional Lacrosse League

DALLAS ROUGHNECKS
American Ultimate
Disc League

DALLAS SIDEKICKS
Major Arena Soccer League

DALLAS WINGS
Women's National
Basketball Association

FRISCO ROUGHRIDERS
Minor League Baseball

LONE STAR BRAHMAS
North American Hockey League

DALLAS JACKALS
Major League
Rugby

TEXAS AIRHOGS
American Association
of Independent
Professional Baseball

TEXAS LEGENDS
NBA
Development
League

Texas Super Kings
Major League
Cricket

PGA of America
Professional Golf
Association
Headquarters

Affordable Housing



\$385,000

Median home sales price
7th lowest price of top
20 U.S. metro areas

Texas Flavor



95

Breweries



60+

Wineries

Culture



141

Museums



6,000

Annual Arts &
Cultural Events



Largest

Contiguous Urban
Arts District

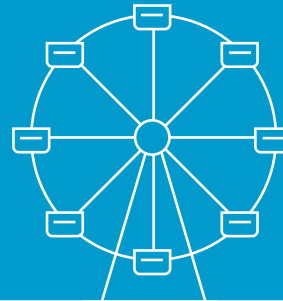
in the U.S. is the
Dallas Arts District

Visitors



68.4M

people visit annually



2.3M

annually attend
the Texas State Fair
America's Biggest Fair

Recreation



244

Sunny Days
or Partly Sunny Days Per Year



2,000

Public Parks
covering 94,700 acres



60

State Parks
within 100 miles of North Texas



180+

Golf Courses
public and private



60

Lakes & Reservoirs
covering 550,500 acres



1,000

Miles of off-street trails
for cyclists and pedestrians



2

World-Class Zoos
ranked in the top 50
in the U.S.

ABOUT THE NORTH TEXAS COMMISSION

For more than 50 years, the North Texas Commission has been convening regional leaders and stakeholders to build a better future for all North Texans. Our genesis is rooted in the development of DFW International Airport, and throughout the years we've been instrumental in regional transportation initiatives, the Superconducting SuperCollider, the North Texas Super Bowl and launched the regional leadership program, Leadership North Texas and LNT University, a professional development program for Millennials.

Today, the North Texas Commissions leads the region's advocacy efforts in Washington and Austin to fight for policies. We advocate on behalf of our region, with our chambers of commerce and other associations at our side, for issues that have no city or county boundaries. Both our state and federal legislative agendas typically cover issues such as infrastructure development, business and municipal-friendly legislation, economic development, education/ workforce readiness, and health and well-being.

MAJOR INVESTORS

ActivePure	Columbia Strategic Consulting Group LLC	Paycom
AECOM	Cooksey Communications, Inc.	Pepsico
Airbnb	CORE Construction	Peterbilt
Aledo Independent School District	Corgan	Philip Morris International
Alliance Operating Services	Dallas Area Rapid Transit Authority	Raise Your Hand Texas Raytheon Technologies
Amazon	Dallas Business Journal	Sewell Automotive Companies
American Airlines, Inc.	Dallas College	Tarleton State University Tarrant County
ASTERRA USA	Dallas County	Tarrant County College
AT&T	Dallas Cowboys Football Club	Tarrant Regional Water District
Atmos Energy Corporation	Dallas Independent School District	Texas A&M University-Commerce
Aurora	Denton County	Texas Health Resources
Bank of America	Denton Independent School District	Texas Instruments Incorporated
Bell	DFW International Airport	Texas Mutual Insurance
Berkshire Hathaway Energy	Eagle Mountain-Saginaw Independent School District	Texas Retired Teachers Association
Blue Cross and Blue Shield of Texas	Fidelity Investments	The Boeing Company
BNSF Railway Company	Fort Worth Independent School District	The Rios Group, Inc.
Capital One	FORVIS, LLP	The Salvation Army of North Texas
Carrington Coleman	Freese and Nichols, Inc.	The University of Texas at Arlington
Cedar Hill Economic Development Corporation	Frisco Independent School District	Town of Flower Mound
Central Market / HEB	Frost Bank	Toyota Motor North America, Inc
Charter Communications, Inc.	Hillwood Properties	Trinity Metro
Children's Health System of Texas (CHST)	HNTB Corporation	Trinity River Authority
City of Allen	Huckabee, Inc.	Union Pacific Railroad
City of Arlington	Huitt-Zollars, Inc.	United Educators Association
City of Carrollton	Jackson Walker L.L.P.	University of North Texas System
City of Dallas	Kelly Hart & Hallman LLP	Upper Trinity Regional Water District
City of Denton	Las Vegas Sands	UT Southwestern Medical Center
City of Farmers Branch	Liberty Mutual Insurance	Verizon
City of Fort Worth	Lockheed Martin Corporation	VLK Architects
City of Frisco	Lockwood, Andrews & Newnam	Westwood Professional Services
City of Grand Prairie	Match Group	
City of Irving	Mbroh Engineering, Inc	
City of Lancaster	McKesson	
City of Lewisville	Mesquite Independent School District	
City of Mansfield	Molson Coors beverage company	
City of McKinney	North Texas Municipal Water District	
City of Mesquite	North Texas Tollway Authority	
City of North Richland Hills	NTE Mobility Partners/LBJ Infrastructure Group	
City of Plano	Oncor Electric Delivery	
City of Richardson	Oppenheimer & Co. Inc.	
City of The Colony		
Coca-Cola Southwest Beverages, (CCSWB)		
Collin College		



Leading The Region's Advocacy.

MISSION

The North Texas Commission is a public-private partnership dedicated to advancing the vibrancy of the North Texas Region.

NTC TEAM

President & CEO

Chris E. Wallace

Chief Operating Officer

Patrick Brophay

Chief Administrative Officer

Dawn Miller

Vice President, Strategic Communications & Federal Advocacy

Andrea Coker

Director, State Advocacy

Christopher Lee

Project Manager

Caitlyn Sartin

Stakeholder Relations Manager

José Carreon

Director, Leadership & Diversity Programs

Linda Valdez Thompson

Local Government Policy and Program Advisor

Dan Johnson

Policy Advisor, Education Workforce Development

Dr. Charles Luke

Senior Policy Advisor

Former Representative Jim Keffer

President & CEO, Interlink

Daphne Rickard

CONTACT US

North Texas Commission

8445 Freeport Parkway, Suite 640 | Irving, TX 75063

(972) 621-0400 | www.ntc-dfw.org